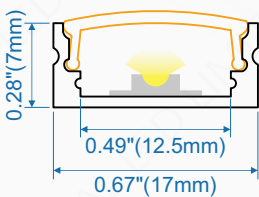



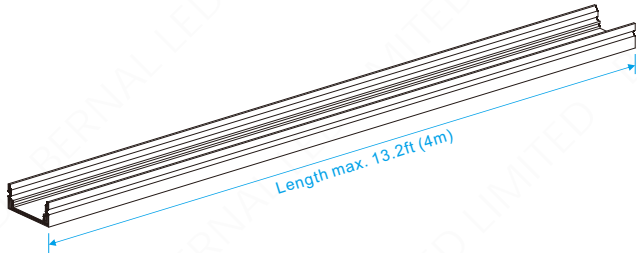
BPS170701

ALUMINUM PROFILE

17x7mm Anodized Treatment



ALUMINUM PROFILE



- ◆ Using High Quality 6063-T5 Aluminum as a material
- ◆ High Standard of anodizing aluminum surface
- ◆ International Standard Anodized Silver Color
- ◆ Heat Sink and physical protection to the LEDs
- ◆ Suitable for Max. 12mm width LED flexible strips
- ◆ Available length 1m, 2m, 2.5m, 3m, 4m



White Painted



Silver Anodized
+ standard color

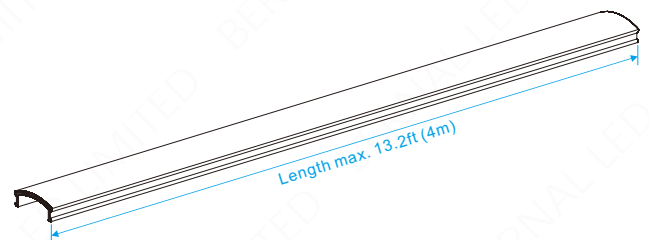


Black Anodized

DIFFUSER

The milky color diffusers are capable of transmitting a large spread of the LED light. It is able to give a uniform brightness and is used as a cover for LED lights to eliminate or reduce the light points of the LEDs.

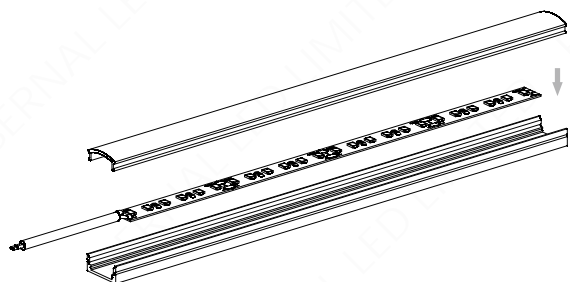
Color	Milky
Material	PC
Working Temperature	-50°C ~ 100°C
Light Transmission	86%
Coefficient Diffusion	Medium
Method of Assembly	Push in



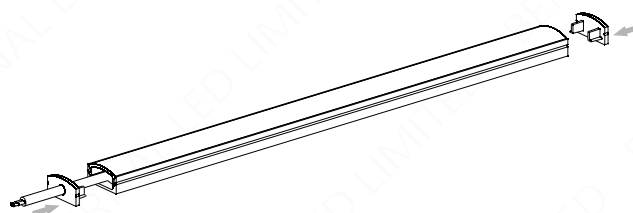
Color:

- 1.Transparent
- 2.Milky (opal)
+ standard color
- 3.Black

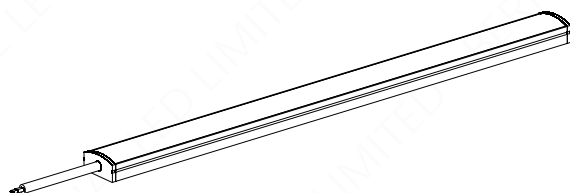
HOW TO INSTALL THE PROFILE?



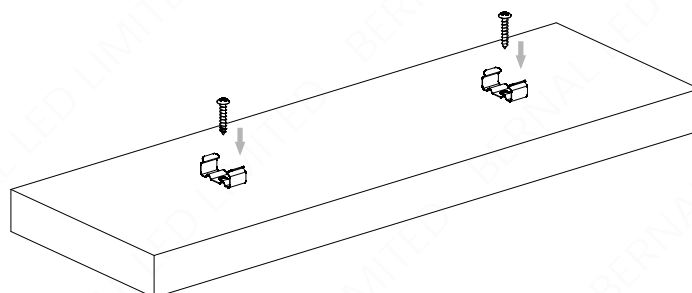
① Assemble the led strip into aluminum profile and press in the PC cover.



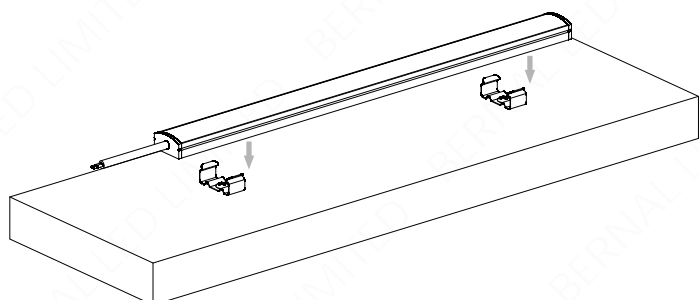
② Push the end caps into aluminum profile



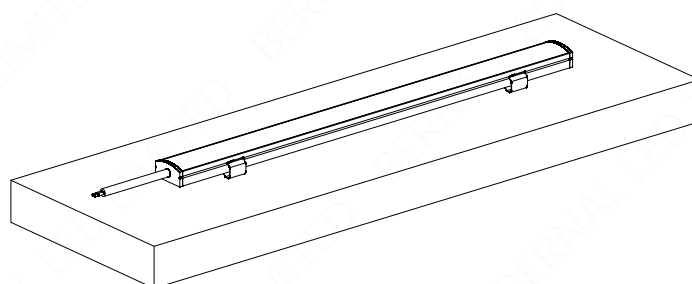
③ Finish the linear light



④ Fix the mounting clips in proper place



⑤ Push the finished linear light into the mounting clips



⑥ Connect the linear light with power supply.